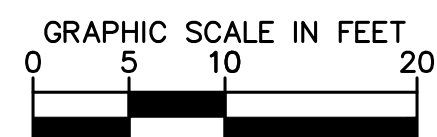
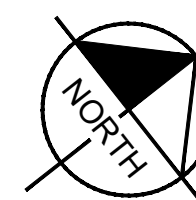


PLAN

GENERAL NOTES:

1. FOR HORIZONTAL CONTROL AND ALIGNMENT GEOMETRY INFORMATION SEE SHEETS HC-001 TO HC-XXX.
2. FOR SECTION VIEWS SEE SHEETS X-001 TO X-XXX.
3. FOR ADDITIONAL GRADING AND DRAINAGE DETAILS SEE SHEETS GD-001 TO GD-XXX.
4. FOR DEMO DETAILS SEE SHEETS DM-001 TO DM-XXX.
5. FOR TRAFFIC SIGNAL DETAILS SEE SHEETS TS-001 TO TS-XXX.
6. FOR ELECTRICAL LIGHTING DETAILS SEE SHEETS EL-001 TO EL-XXX.
7. SEE SHEET SM-001 FOR SIGN LEGEND.
8. FOR STOP STRIPING AND SIGNING LAYOUT AND DETAILS, REFER TO CITY OF MARINA STD PLAN ST-13.
9. REFER TO FORTAG CONCEPTUAL DESIGN REPORT APPENDIX B, TAMC WAYFINDING FOR WAYFINDING AND BRANDING RECOMMENDATIONS.

35% CONCEPTUAL DESIGN - NOT FOR CONSTRUCTION



Kimley»Horn

SURF BUSWAY AND RAPID TRANSIT PROJECT

SIGNING AND MARKING SHEET 6 OF 7

MONTEREY COUNTY CALIFORNIA

NOT FOR CONSTRUCTION

DATE	FEBRUARY 2021
DRAWN	JT
DESIGNED	LJ
CHECKED	PM

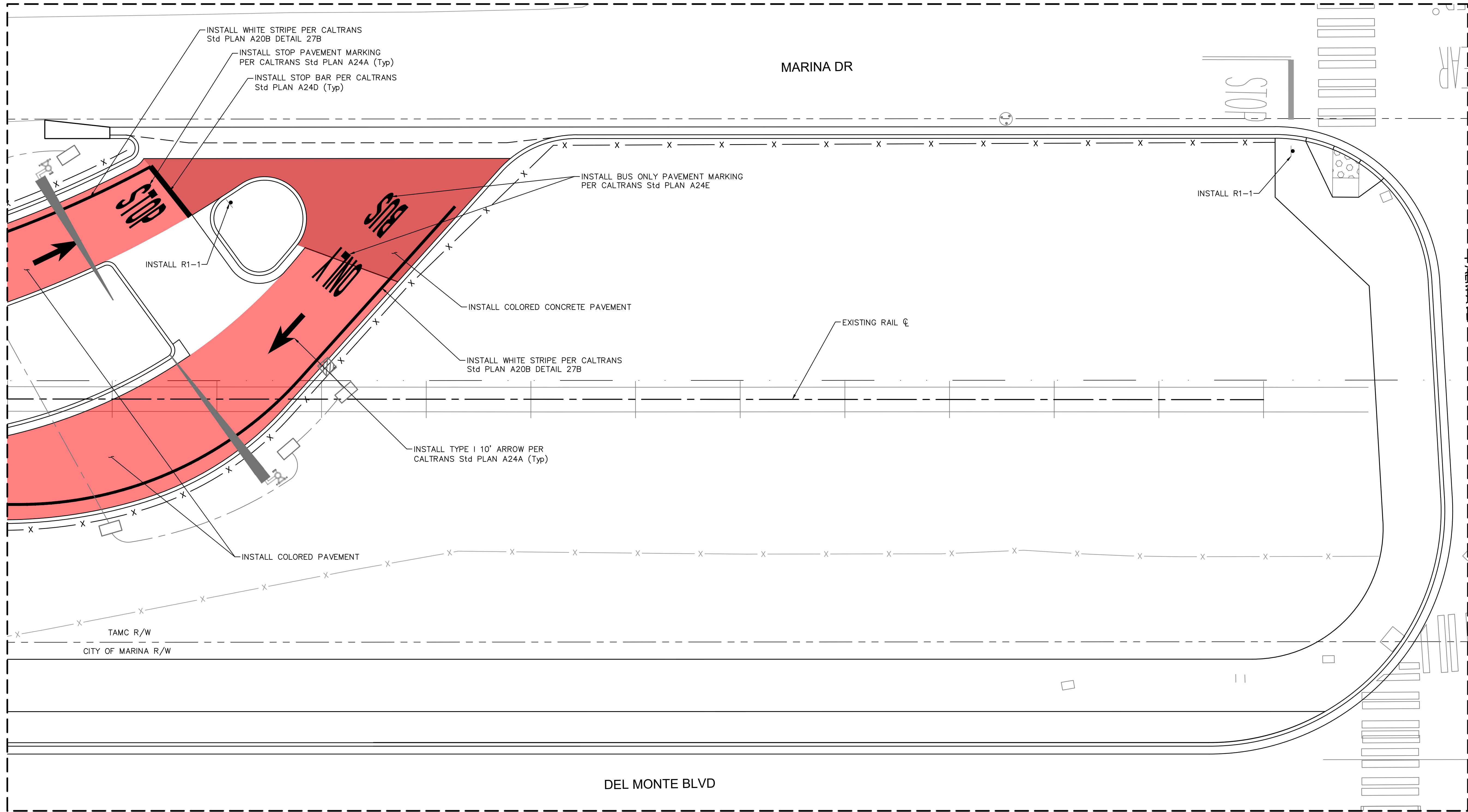
CONTRACT NO. 19-18'

SHEET NO.

SM-006

129 OF 81 SHEETS

PRELIMINARY

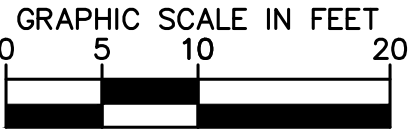
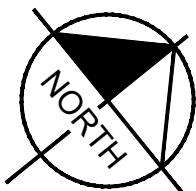


PLAN

GENERAL NOTES:

1. FOR HORIZONTAL CONTROL AND ALIGNMENT GEOMETRY INFORMATION SEE SHEETS HC-001 TO HC-XXX.
2. FOR SECTION VIEWS SEE SHEETS X-001 TO X-XXX.
3. FOR ADDITIONAL GRADING AND DRAINAGE DETAILS SEE SHEETS GD-001 TO GD-XXX.
4. FOR DEMO DETAILS SEE SHEETS DM-001 TO DM-XXX.
5. FOR TRAFFIC SIGNAL DETAILS SEE SHEETS TS-001 TO TS-XXX.
6. FOR ELECTRICAL LIGHTING DETAILS SEE SHEETS EL-001 TO EL-XXX.
7. SEE SHEET SM-001 FOR SIGN LEGEND.
8. FOR STOP STRIPING AND SIGNING LAYOUT AND DETAILS, REFER TO CITY OF MARINA STD PLAN ST-13.
9. REFER TO FORTAG CONCEPTUAL DESIGN REPORT APPENDIX B, TAMC WAYFINDING FOR WAYFINDING AND BRANDING RECOMMENDATIONS.

35% CONCEPTUAL DESIGN - NOT FOR CONSTRUCTION

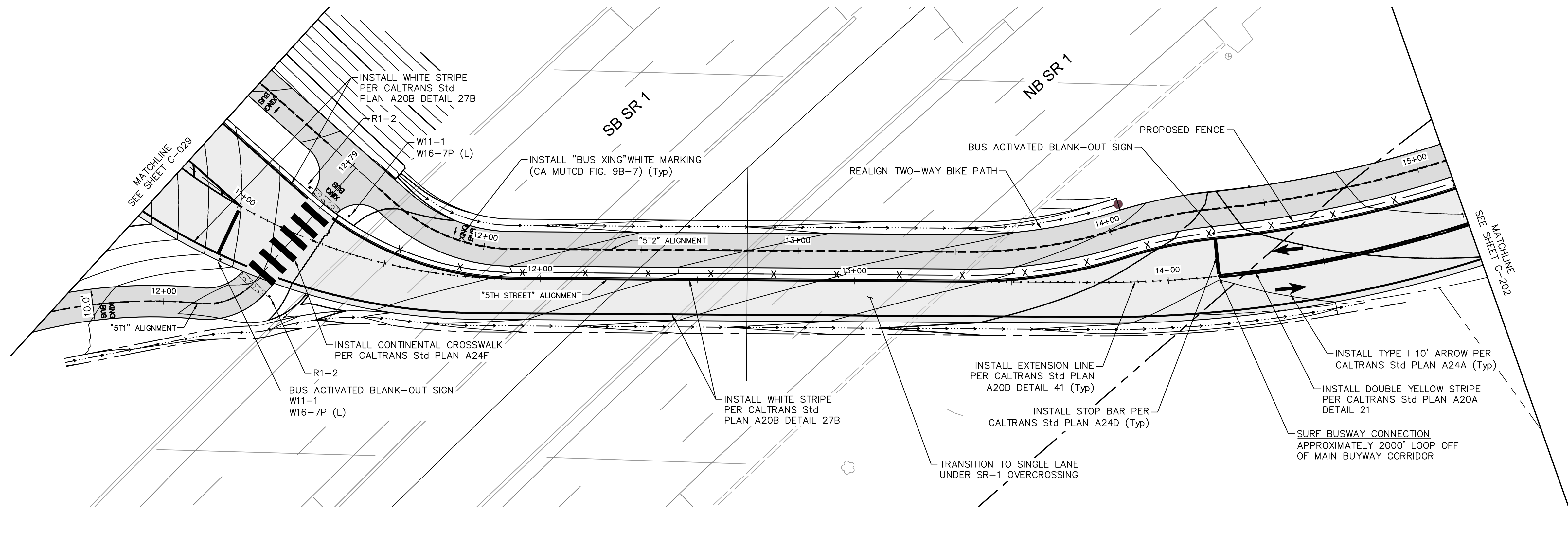


Kimley»Horn

SURF BUSWAY AND RAPID TRANSIT PROJECT
SIGNING AND MARKING SHEET 7 OF 7
MONTEREY COUNTY CALIFORNIA

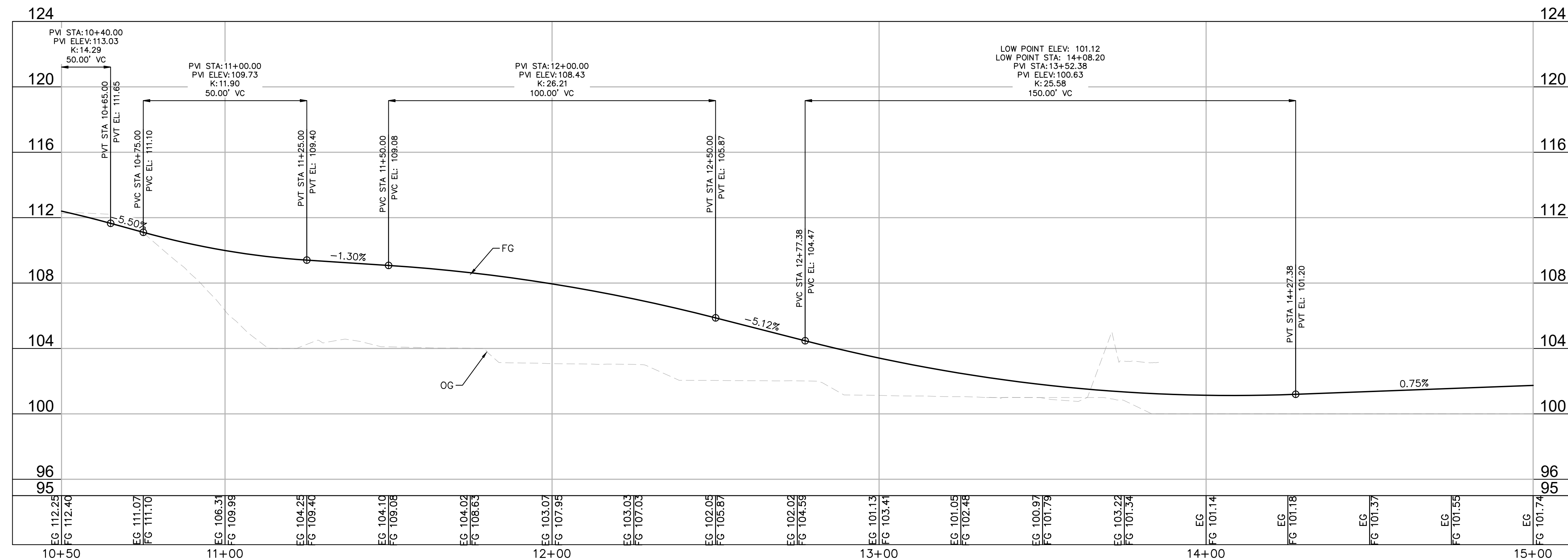
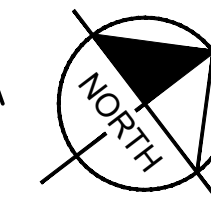
NOT FOR
CONSTRUCTION

DATE	FEBRUARY 2021	
DRAWN	JT	
DESIGNED	LJ	
CHECKED	PM	
CONTRACT NO. 19-18'		
SHEET NO. SM-007		
## OF 81 SHEETS		

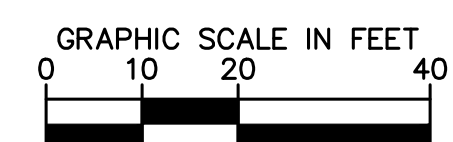


- GENERAL NOTES:
1. FOR HORIZONTAL CONTROL AND ALIGNMENT GEOMETRY INFORMATION SEE SHEETS HC-001 TO HC-XXX.
 2. FOR SECTION VIEWS SEE SHEETS X-001 TO X-XXX.
 3. FOR DEMO DETAILS SEE SHEETS DM-001 TO DM-XXX.
 4. FOR TRAFFIC SIGNAL DETAILS SEE SHEETS TS-001 TO TS-XXX.

- LEGEND:
- LANDSCAPING
 - BIKE PATH
 - BUSWAY CORRIDOR



35% CONCEPTUAL DESIGN - NOT FOR CONSTRUCTION



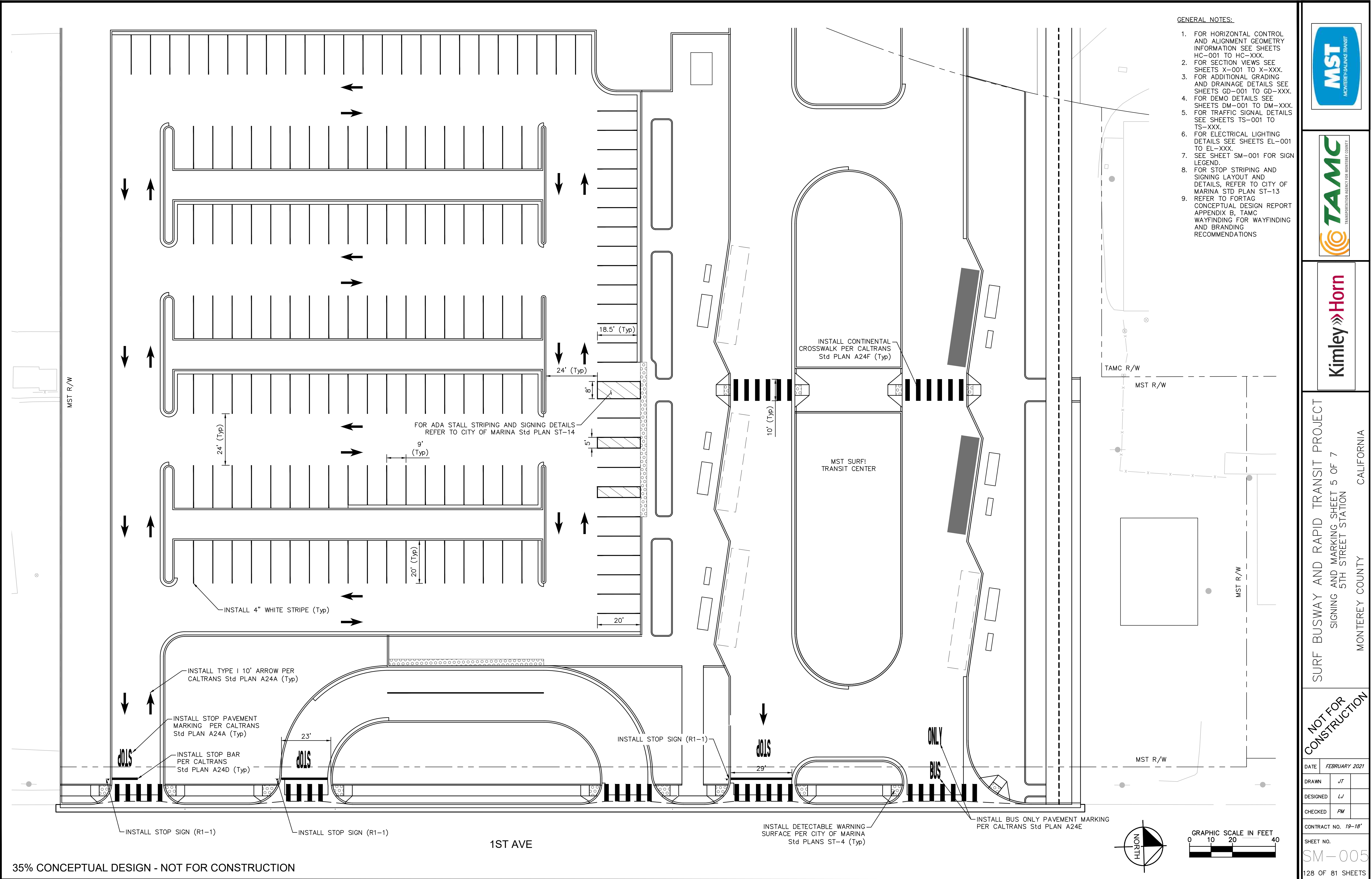
SURF BUSWAY AND RAPID TRANSIT PROJECT
5TH STREET CONNECTION PLAN PROFILE SHEET 1 OF 3
MONTEREY COUNTY CALIFORNIA

NOT FOR CONSTRUCTION

DATE	FEBRUARY 2021
DRAWN	JT
DESIGNED	LJ
CHECKED	PM
CONTRACT NO.	19-18'
SHEET NO.	C-201
	75 OF 81 SHEETS



PRELIMINARY



- GENERAL NOTES:
1. FOR HORIZONTAL CONTROL AND ALIGNMENT GEOMETRY INFORMATION SEE SHEETS HC-001 TO HC-XXX.
 2. FOR SECTION VIEWS SEE SHEETS X-001 TO X-XXX.
 3. FOR ADDITIONAL GRADING AND DRAINAGE DETAILS SEE SHEETS GD-001 TO GD-XXX.
 4. FOR DEMO DETAILS SEE SHEETS DM-001 TO DM-XXX.
 5. FOR TRAFFIC SIGNAL DETAILS SEE SHEETS TS-001 TO TS-XXX.
 6. FOR ELECTRICAL LIGHTING DETAILS SEE SHEETS EL-001 TO EL-XXX.
 7. SEE SHEET SM-001 FOR SIGN LEGEND.
 8. FOR STOP STRIPING AND SIGNING LAYOUT AND DETAILS, REFER TO CITY OF MARINA STD PLAN ST-13.
 9. REFER TO FORTAG CONCEPTUAL DESIGN REPORT APPENDIX B, TAMC WAYFINDING FOR WAYFINDING AND BRANDING RECOMMENDATIONS.



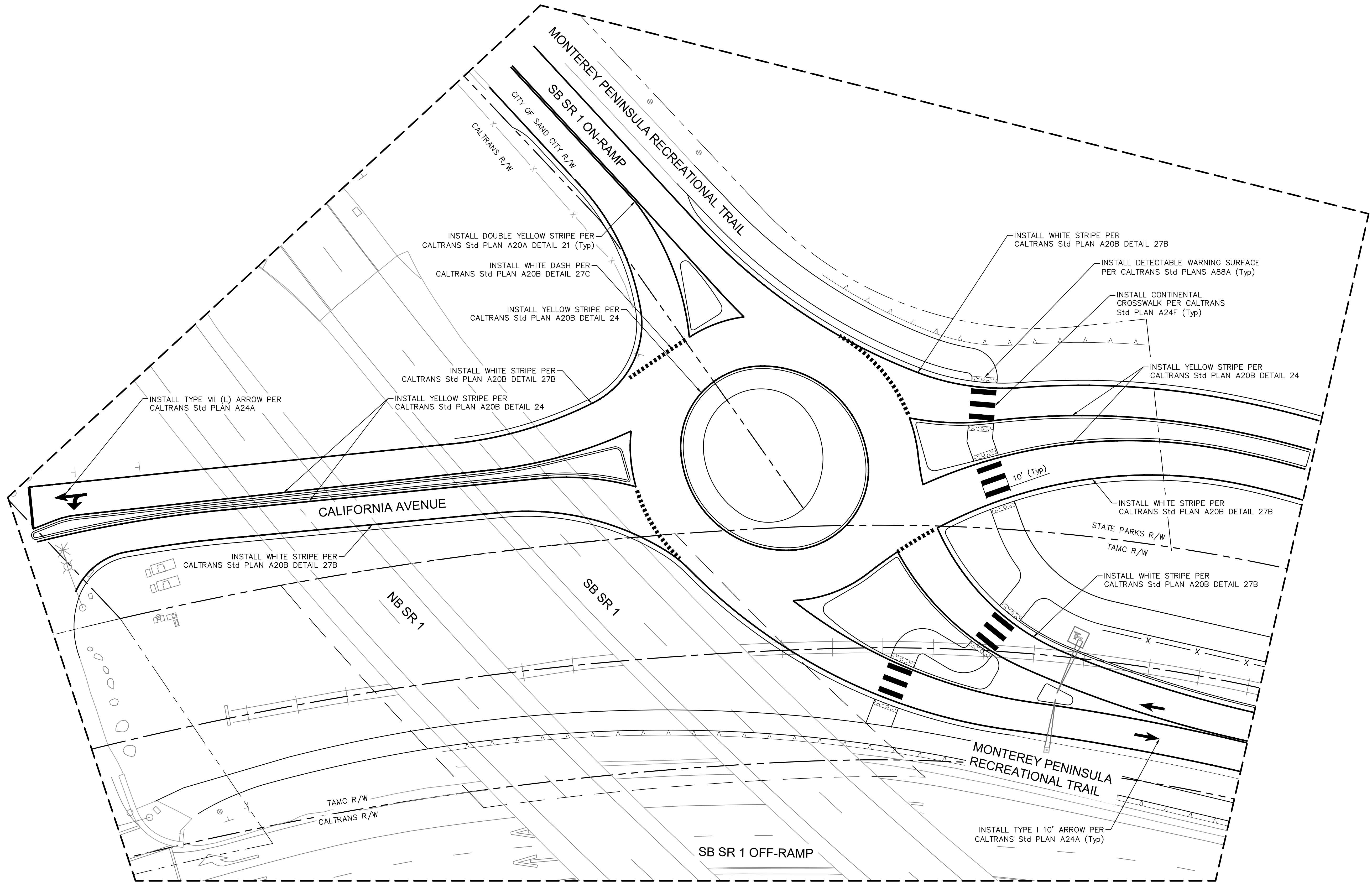
SURF BUSWAY AND RAPID TRANSIT PROJECT
SIGNING AND MARKING SHEET 5 OF 7
5TH STREET STATION
MONTEREY COUNTY CALIFORNIA

NOT FOR CONSTRUCTION

DATE	FEBRUARY 2021
DRAWN	JT
DESIGNED	LJ
CHECKED	PM
CONTRACT NO.	19-18'
SHEET NO.	SM-005
	128 OF 81 SHEETS

35% CONCEPTUAL DESIGN - NOT FOR CONSTRUCTION

PRELIMINARY



- GENERAL NOTES:
1. FOR HORIZONTAL CONTROL AND ALIGNMENT GEOMETRY INFORMATION SEE SHEETS HC-001 TO HC-XXX.
 2. FOR SECTION VIEWS SEE SHEETS X-001 TO X-XXX.
 3. FOR ADDITIONAL GRADING AND DRAINAGE DETAILS SEE SHEETS GD-001 TO GD-XXX.
 4. FOR DEMO DETAILS SEE SHEETS DM-001 TO DM-XXX.
 5. FOR TRAFFIC SIGNAL DETAILS SEE SHEETS TS-001 TO TS-XXX.
 6. FOR ELECTRICAL LIGHTING DETAILS SEE SHEETS EL-001 TO EL-XXX.
 7. SEE SHEET SM-001 FOR SIGN LEGEND.
 8. FOR STOP STRIPING AND SIGNING LAYOUT AND DETAILS, REFER TO CITY OF MARINA STD PLAN ST-13.
 9. REFER TO FORTAG CONCEPTUAL DESIGN REPORT APPENDIX B, TAMC WAYFINDING FOR WAYFINDING AND BRANDING RECOMMENDATIONS



SURF BUSWAY AND RAPID TRANSIT PROJECT
SIGNING AND MARKING SHEET 4 OF 7
MONTEREY COUNTY CALIFORNIA

NOT FOR CONSTRUCTION

DATE	FEBRUARY 2021
DRAWN	JT
DESIGNED	LJ
CHECKED	PM
CONTRACT NO.	19-18'
SHEET NO.	SM-004
	127 OF 81 SHEETS

35% CONCEPTUAL DESIGN - NOT FOR CONSTRUCTION

PRELIMINARY