





# MEASURE X

## CITIZENS OVERSIGHT COMMITTEE ANNUAL AUDIT REPORT

---

On November 8, 2016, Monterey County voters passed Measure X, a 3/8 cent sales tax for 30 years, to help fund sorely needed regional and local transportation projects and programs. The Measure further established the Transportation Safety & Investment Plan, identifying highest priority local and regional transportation needs and proposing solutions to address those needs (<https://www.tamcmonterey.org/background>).

The 20-member Citizens Oversight Committee, known as the “eXcellent Transportation Oversight Committee” or “XTOC” was formed in 2017. We represent a diverse range of community interests to ensure that taxpayer safeguards are met as Measure X projects and programs are implemented. 2020 was a year like no other...a year of trials, but also of hope and resilience. Through it all, we found ways to work together, maintaining communication and delivering on our responsibilities which include:

-  Reviewing and providing input on jurisdictions’ Annual Compliance Reports.
-  Reviewing and making recommendations to proposed plan changes.
-  Reviewing and commenting on project delivery schedules as represented in the Strategic Expenditure Plan.
-  Preparing annual reports regarding the administration of the program to be presented to the Transportation Agency Board of Directors and made available for public review.

A primary responsibility is assuring that each of the 12 jurisdictions comply with the conditions of their funding agreements through a Year-end Annual Compliance Report. If XTOC finds that a jurisdiction is out of compliance, either because of the willful misuse of Measure X funds or failure to provide required reports and audits in a timely manner, it is XTOC’s duty to recommend that the TAMC Board of Directors suspend further distribution of Measure X funds until the jurisdiction repays the misused funding or provides evidence that it is in full compliance with its funding agreement.

### Compliance Performance:

In previous years, the Committee found that some jurisdictions had difficulty in meeting either the reporting deadline, the compliance mandates, or both. With time and experience, however, we are happy to report that this year, all jurisdictions met the December 31, 2020 reporting deadline. Sand City was the only jurisdiction failing to meet all compliance criteria and as a result, further Measure X funds will be withheld from the jurisdiction until its Maintenance of Effort requirement is satisfied.

The following table illustrates the amount of funds received by each jurisdiction and their compliance with reporting requirements.

| City or County    | Funds Received | Reports Submitted on Time? | Annual Compliance Report | Maintenance of Effort | 5-Year Program of Projects | Independent Audit | Pavement Condition Report |
|-------------------|----------------|----------------------------|--------------------------|-----------------------|----------------------------|-------------------|---------------------------|
| Monterey County   | 7,284,754      | Yes                        | Yes                      | Yes                   | Yes                        | Yes               | Yes                       |
| Carmel-by-the-Sea | 198,339        | Yes                        | Yes                      | Yes                   | Yes                        | Yes               | Yes                       |
| Del Rey Oaks      | 72,022         | Yes                        | Yes                      | Yes                   | Yes                        | Yes               | Yes                       |
| Gonzales          | 200,992        | Yes                        | Yes                      | Yes                   | Yes                        | Yes               | Yes                       |
| Greenfield        | 433,183        | Yes                        | Yes                      | Yes                   | Yes                        | Yes               | Yes                       |
| King City         | 393,351        | Yes                        | Yes                      | Yes                   | Yes                        | Yes               | Yes                       |
| Marina            | 680,105        | Yes                        | Yes                      | Yes                   | Yes                        | Yes               | Yes                       |
| Monterey          | 1,042,025      | Yes                        | Yes                      | Yes                   | Yes                        | Yes               | Yes                       |
| Pacific Grove     | 564,803        | Yes                        | Yes                      | Yes                   | Yes                        | Yes               | Yes                       |
| Salinas           | 4,307,505      | Yes                        | Yes                      | Yes                   | Yes                        | Yes               | Yes                       |
| Sand City         | 28,616         | Yes                        | Yes                      | <b>NO</b>             | Yes                        | Yes               | Yes                       |
| Seaside           | 1,023,230      | Yes                        | Yes                      | Yes                   | Yes                        | Yes               | Yes                       |
| Soledad           | 576,569        | Yes                        | Yes                      | Yes                   | Yes                        | Yes               | Yes                       |

**TOTAL**  
**Local**  
**Agencies: \$16,805,494**

## MOVING FORWARD

Although 2020 brought more than its share of problems, we are pleased to report many Measure X project successes. We want to congratulate all who worked so diligently and with such resiliency to move several projects to completion and look forward with a great deal of anticipation to those currently in progress or on the drawing board.

It became apparent during this tumultuous year that when citizens speak up, their voices are heard. The Committee again encourages Monterey County voters to stay engaged with their Mayors and City Council members as they make decisions for spending Measure X funds on street and local road safety, repair, and maintenance. Be sure your voice is heard!

Respectfully,

*Paula Getzelman, 2020-2021 Chair*  
*Barbara Meister, 2021-2022 Chair*  
 Measure X Citizens Oversight Committee  
 Transportation Agency for Monterey County (TAMC)